

Early Morning Update

The Jan20 natural gas contract is trading down \$0.02 at \$2.51. The Jan20 crude oil contract is down \$0.16 at \$58.25.

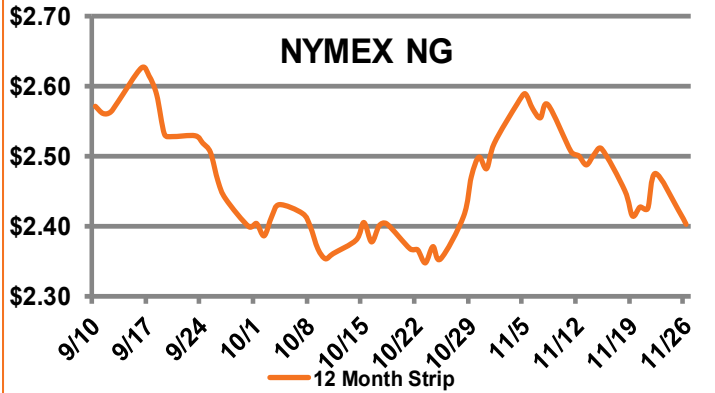
Summary: NYMEX natural gas prices continued to fall during the final trading session for December 2019, as it dropped 6.1 cents to settle at \$2.47/MMBtu, quite a significant difference from last December, that settled at 4.715! Much of the movement was in the near-term, as the 2020 calendar strip fell 1.5 cents to close at \$2.418, while 2021 and 2022 showed little change. The half penny drop out in 2023 and 2024 was enough to push them to new all-time lows at \$2.522 and \$2.573, respectively. In debuting as the prompt month, January rolls into the top spot today, settling at \$2.533 on Tuesday. The U.S. Energy Information Administration's Weekly Natural Gas Storage Report will be released today due to the holiday tomorrow and is expected to show a withdrawal of 22 Bcf. This would be much less than last year's pull of 70 Bcf, as well as the 5-year average of -57 Bcf. Direct Energy's Gas Desk will close one hour early today at 2:30PM EST, and remained closed until Monday, December 2 at 8:30AM EST. Our offices will also be closed tomorrow and Friday. Direct Energy wishes everyone a safe and enjoyable Thanksgiving holiday!

Bullish Factors

- Record LNG exports
- Growing NG exports to Mexico
- Approaching winter

Bearish Factors

- Record NG production
- Higher associated gas production
- Healthy storage levels

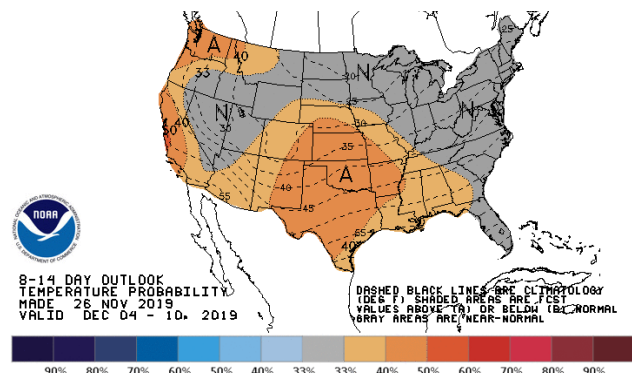
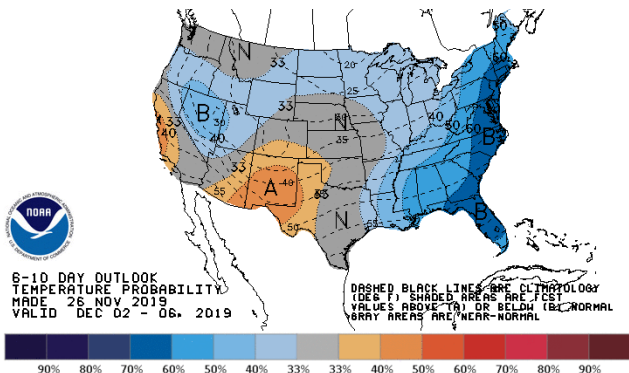
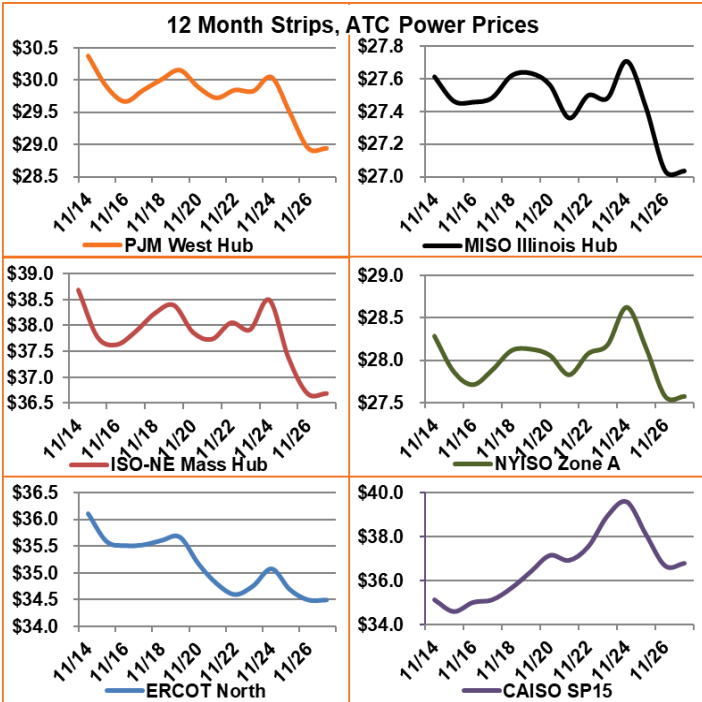


Next Day On-Peak Power (traded for 11/27/2019)

ISO-NE Mass Hub \$33.65	MISO Indiana Hub \$24.56	NYISO Zone G \$23.61
PJM West Hub \$23.15	ERCOT North \$23.73	CAISO SP15 \$46.70
NYMEX NG	Close	Change
Dec-19	2.470	-0.061
Jan-20	2.533	-0.051
12 Month	2.403	-0.020
Cal 20	2.418	-0.015
Cal 21	2.469	-0.004

EIA Natural Gas Storage

EIA Reported Storage (Bcf)	This Week	Last Week	Last Year	5-Year Avg.
Total	3,638	3,732	3,132	3,698
Diff v. Current		-94	506	-60
% Diff			16.2%	-1.6%



This document is for informational purposes only. All the information provided is "as is" and is not intended for trading purposes or advice. Direct Energy makes no representations or warranties, express or implied, as to the quality, accuracy, completeness, or reliability of the information provided in this newsletter. Further, Direct Energy is not liable for any informational errors or incompleteness or for any actions taken in reliance on information contained herein. Direct Energy® and the Energy Bolt design are registered trademarks of Direct Energy Marketing Limited.